

Quick facts

Transportation

10,284 Total shipments received at WIPP since opening

- 120 Argonne National Laboratory
- 5 Bettis Atomic Power Laboratory
- 32 GE Vallecitos Nuclear Center
- 5,087 Idaho National Laboratory
- 923 Los Alamos National Laboratory
- 18 Lawrence Livermore National Laboratory
- 48 Nevada Test Site
- 131 Oak Ridge National Laboratory
- 2,045 Rocky Flats Environmental Technology Site
- 572 Hanford
- 4 Sandia National Laboratories
- 1,299 Savannah River Site

12,363,183 Total loaded miles traveled

27,207 Contact-handled TRU waste shipping containers received at WIPP

536 Remote-handled TRU waste shipping containers received at WIPP

Disposal

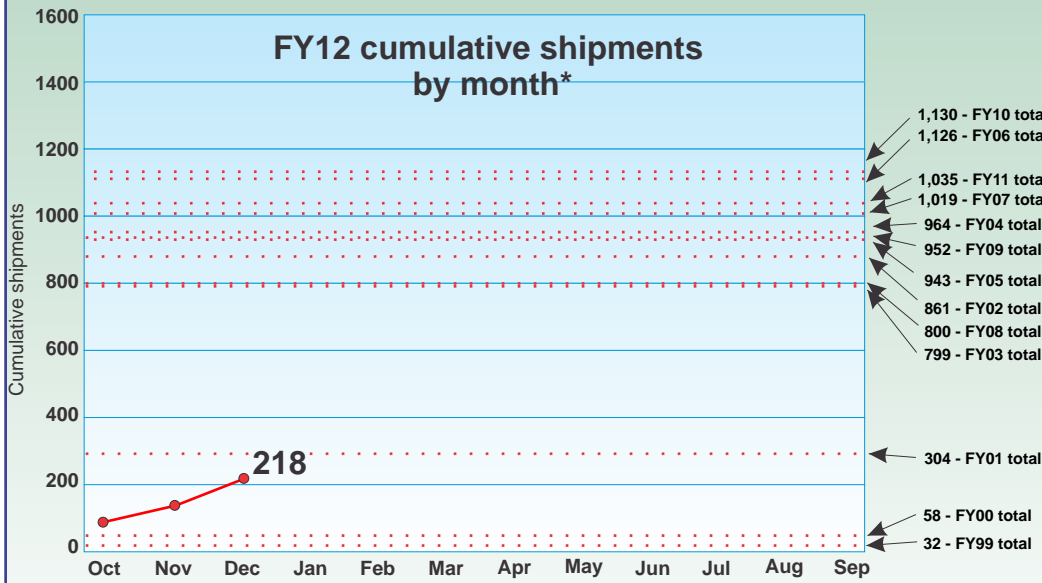
79,955 m³ Total volume of waste disposed

156,782 Containers disposed

- 111,060 55-gallon drums
- 5 85-gallon drums
- 28,996 100-gallon drums
- 6 Standard large boxes
- 10,499 Standard waste boxes
- 5,680 Ten-drum overpacks
- 536 RH canisters

0.00 Total WTS FY 2012 recordable case rate (as of 12-31-11)

Transportation



***Notes**

TRU waste shipments

FY99 - FY06: CH shipments only
 FY07 - present: CH and RH shipments

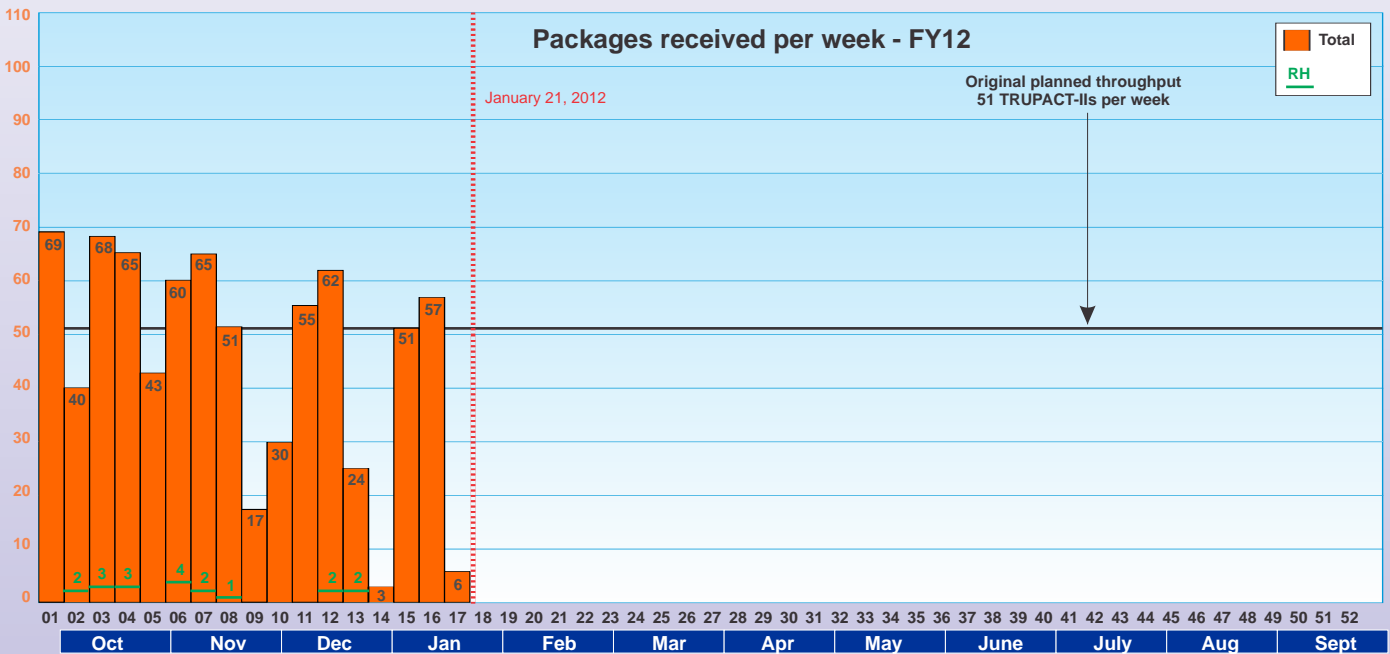
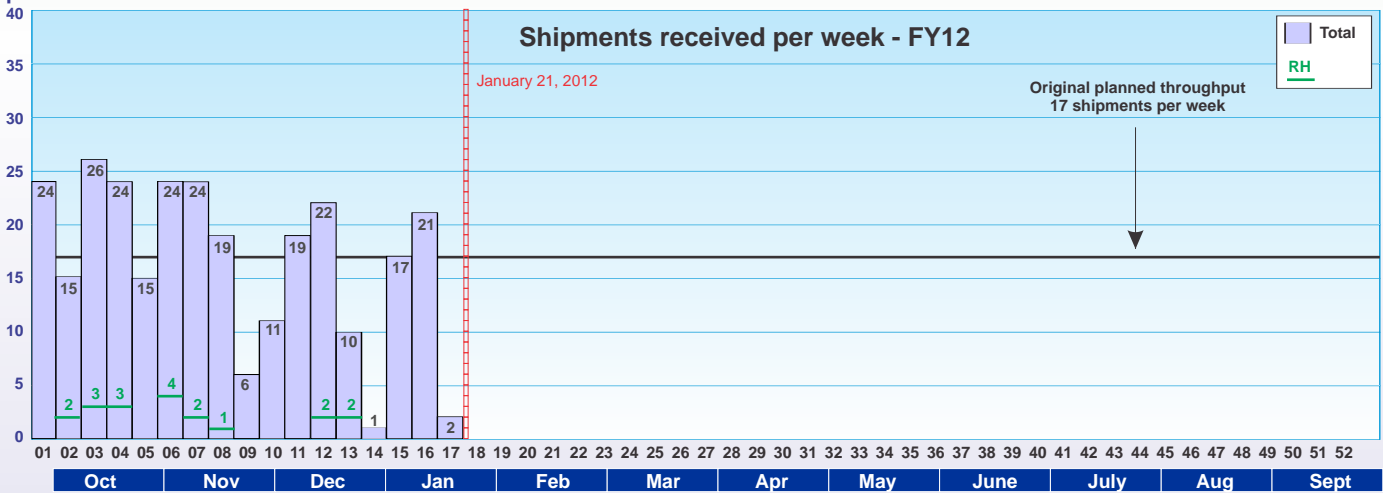
Outages

FY06 was the only year with no holiday maintenance outages during Thanksgiving and Christmas or an extended maintenance outage (FY09 thru FY11) that typically runs from Thanksgiving through New Years Day.

Intersite

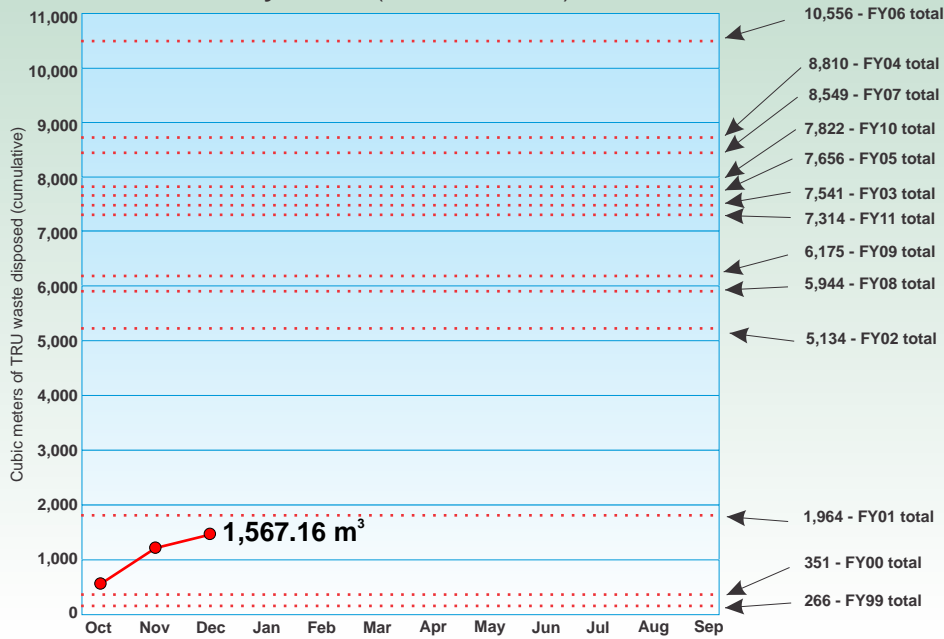
This graph does not include intersite shipments.

Shipments per week



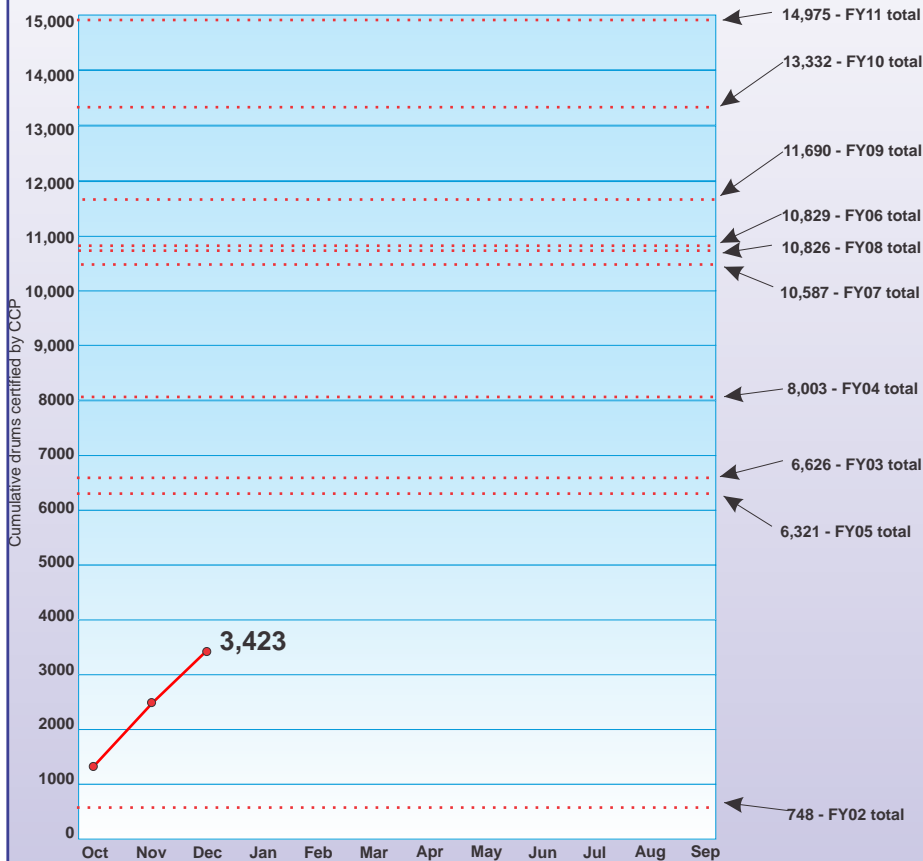
Disposal

**TRU Waste Disposed in FY12
by month (in cubic meters)**



CCP

**Central Characterization Project
Containers Approved in FY12**



Notes

All containers (not just drums) are included in the data.

The graph does not include certification of waste containers for intersite shipments.